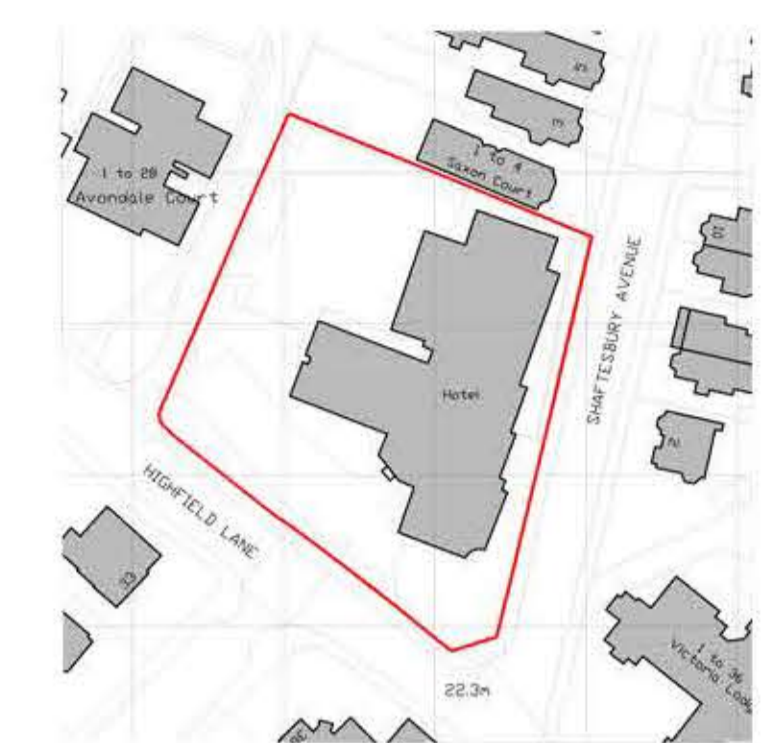
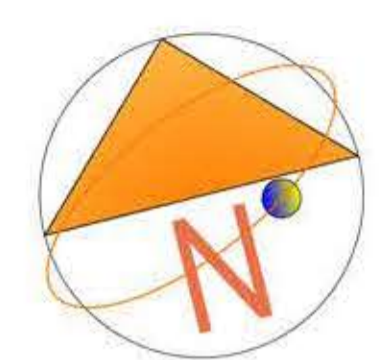





Construction Design and Management (Regulation 2015)  
 Designer Considerations  
 Street Design Partnership's duty on this project is that of "Designer" as defined by Regulation 8, and to have exercised reasonable care to those involved in the construction and future use of the structure and to do so by exercising reasonable care for its intended purpose. Being aware of other design considerations and relevant risks associated with their task.  
 The Designer has provided adequate information about any significant risks associated with the design and coordinated the work with others in order to improve the way in which risks are managed and controlled.  
 The associated risks are restricted to site or project specific risks and as such are not considered as a complete and final list of all hazards that may exist.



Location Plan scale 1:1250

**KEY:**

-  Existing Trees
-  Existing Trees  
Tree protection Route (TPR)
-  Existing LEVELS

**AS EXISTING**

Site Area 3660 sm

MIX:	Bedroom
G.F.	10 Units
1.F.	30 Units
2.F.	31 Units
TOT.	71 Units

Tot.Parking Space n. 47

Site Plan scale 1:200

client:	project:	revision:	date:
Ashley Hotel Southampton Ltd	Highfield Hotel Southampton Hotel Bedroom Extension		
drawing:	drawing no:	revision:	drawn:
Site Plan and Location Plan As Existing	7180	P1-001E	AC
checked:	date:	scale:	
Nov 2018	Various		